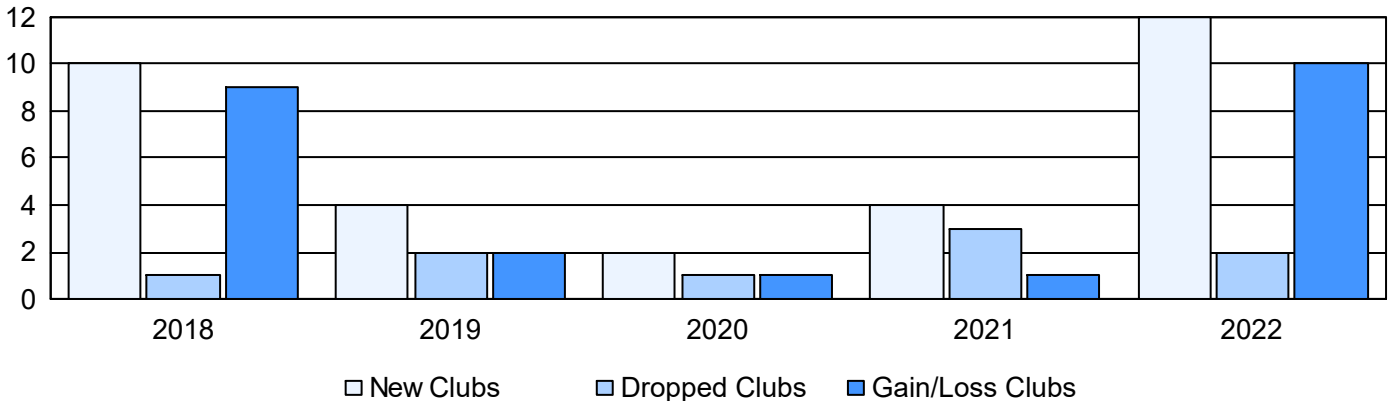
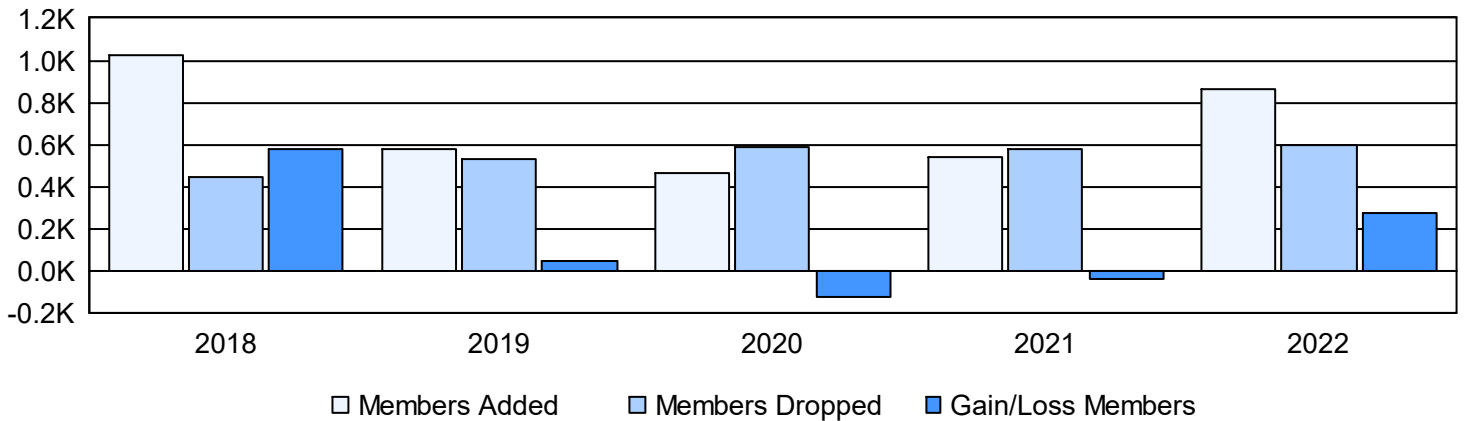


Year	New Clubs	Dropped Clubs	Gain/ Loss Clubs	New Members	Charter Members	Reinstate Members	Transfer Members	Total Member Added	Total Members Dropped	Gain/ Loss Members
2017-2018	10	1	9	724	269	14	18	1,025	448	577
2018-2019	4	2	2	368	163	40	8	579	530	49
2019-2020	2	1	1	343	52	60	8	463	587	-124
2020-2021	4	3	1	392	114	22	9	537	581	-44
2021-2022	12	2	10	480	351	26	8	865	592	273
Average	6	2	5	461	190	32	10	694	548	146

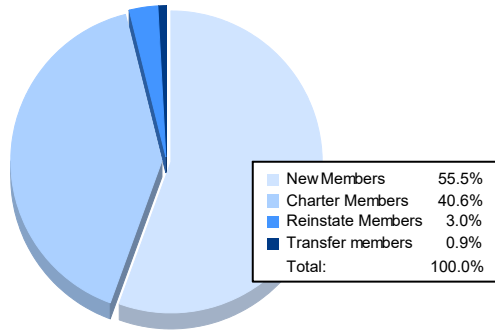
Clubs



Members



Membership Composition June 2022 Cumulative



Gender Composition June 2022 Cumulative

